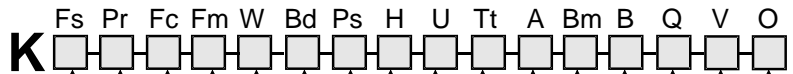
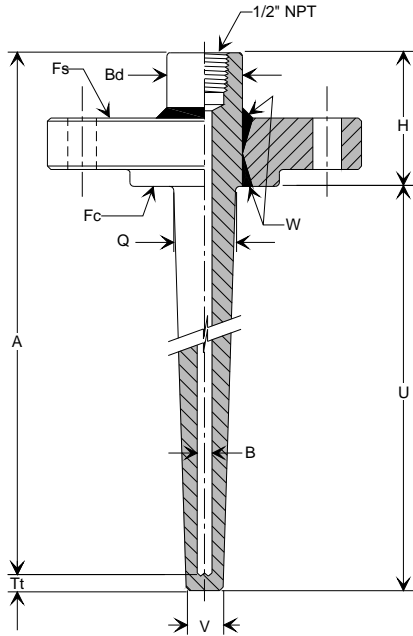


K-Style Flanged Tapered Thermowells



FS -Flange Size _____
refer to table 1.3 on page 11

Pr - Flange Class _____
150#, 300#, 400#, 600#, 900#, 1500# and 2500#

Fc -Flange Face _____
RF = Raised Face
FF = Flat Face
RTJ = Ring Type Joint

Fm-Flange Material _____
refer to table 2.0 on page 23

W - Welding _____
FP = Full Penetration Weld, refer to figure 1.0 on page 11
PP = Partial Penetration Weld, refer to figure 1.1 on page 11

Bd- Bar Diameter _____
1.125", (28.6)
1.375", (34.9), see note 1 on page 11
Other _____

Ps- Mating Nozzle Pipe Schedule _____
Schedule 40, 80, 160, XXH, refer to table 2.2 on page 27

H - Head Length _____
refer to table 1.4 on page 11

U - Insertion Length _____
decimal units

Tt -Tip Thickness _____
0.250", (6.4)
Other _____

A - Stem Length _____
decimal units, see note 1 on page 11

Bm- Bar Material _____
refer to table 2.0 on page 23

B - Bore Size _____
0.260", (6.6)
0.385", (9.8)
Other _____

Q - Root Diameter _____
1.063", (27.0), refer to table 1.5 on page 11
Other, refer to table 1.5 on page 11

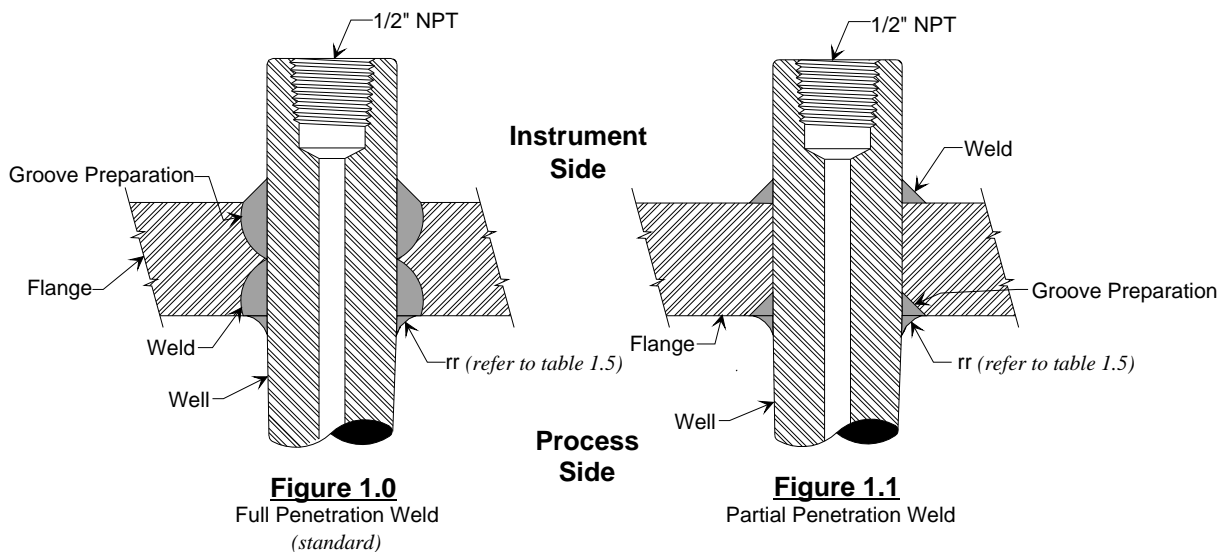
V - Tip Diameter _____
0.625", (15.9)
0.750", (19.1)
Other _____

O - Options _____
refer to page 22

Abbreviation	Flange Size
10	1"
15	1-1/2"
20	2"
25	2-1/2"
30	3"
40	4"

Flange Rating	Flange Size					
	1"	1-1/2"	2"	2-1/2"	3"	4"
150#	2.25" (57.2)	2.25" (57.2)	2.25" (57.2)	2.25" (57.2)	2.25" (57.2)	2.25" (57.2)
300#	2.25" (57.2)	2.25" (57.2)	2.25" (57.2)	2.25" (57.2)	3.25" (82.6)	3.25" (82.6)
400#	2.25" (57.2)	2.25" (57.2)	3.25" (82.6)	3.25" (82.6)	3.25" (82.6)	3.25" (82.6)
600#	2.25" (57.2)	2.25" (57.2)	3.25" (82.6)	3.25" (82.6)	3.25" (82.6)	3.25" (82.6)
900#	3.25" (82.6)	3.25" (82.6)	3.25" (82.6)	3.25" (82.6)	3.25" (82.6)	3.25" (82.6)
1500#	3.25" (82.6)	3.25" (82.6)	3.25" (82.6)	3.25" (82.6)	3.25" (82.6)	3.25" (82.6)
2500#	3.25" (82.6)	3.25" (82.6)	4.25" (108.0)	4.25" (108.0)	4.25" (108.0)	4.25" (108.0)

Flange Size	Pipe Size				Standard Root Radius (rr)
	Schedule 40	Schedule 80	Schedule 160	XXH	
1"	1.000" (25.40)	0.875" (22.23)	0.750" (19.05)	0.500" (12.70)	1/32" (0.79)
1-1/2"	1.298" (32.97)	1.188" (30.18)	1.026" (26.06)	0.788" (20.02)	5/32" (3.97)
2"	1.755" (44.58)	1.627" (41.33)	1.377" (34.98)	1.191" (30.25)	5/32" (3.97)



Sample Part No.: K20 - 300# - RF - R/RL - FP - 1.125" - 40 - 2.250" - 6.000" - 0.250" - 8.000" - R/RL - 0.260" - 1.063" - 0.750" - DR11a, SC3
Notes

1. When the Stem Length 'A' is greater than 20" (508) the minimum bar diameter 'Bd' is 1.375" (34.9).
2. Contact a sales representative when requiring a thermowell not listed in this catalogue.
3. Metric dimensions are in brackets.